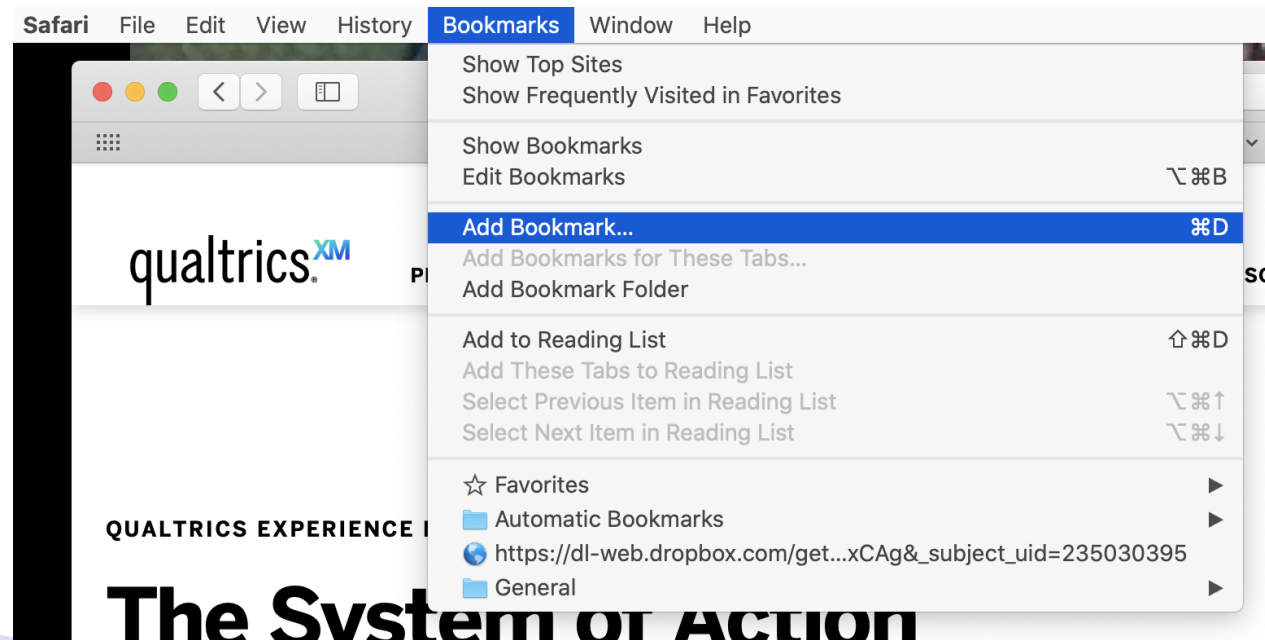


Bookmarking the link: Safari

Step 1: Navigate to the link we emailed you. (Just click).

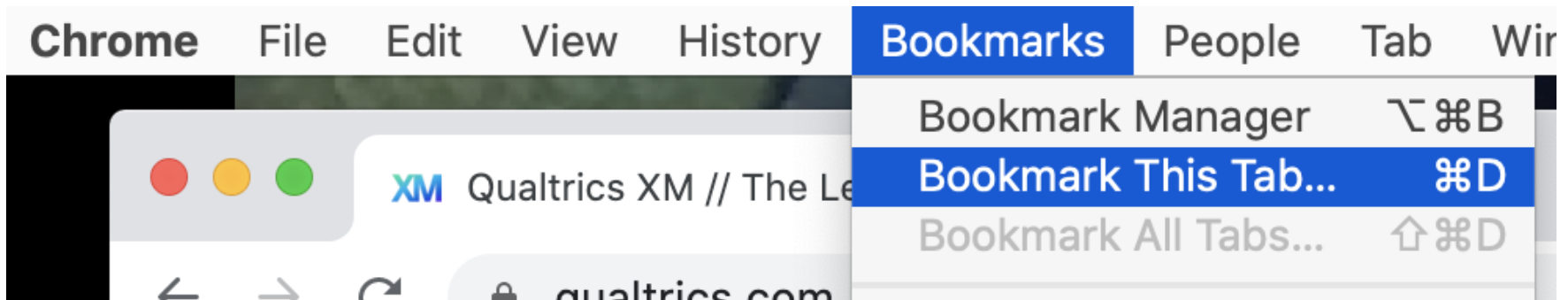
Step 2: Once there, go to the Bookmarks tab and click Add Bookmark.



Bookmarking the link: Google Chrome

Step 1: Navigate to the link we emailed you. (Just click).

Step 2: Once there, go to the Bookmarks tab and click Bookmark This Tab.



Bookmarking the link: Google Chrome

Step 3: Save it to your Bookmarks Bar. Rename Link.
Click Done. Now, when you look at your Bookmarks Bar, the link will be listed and you can click on that to go to the assessment.

Bookmark added

Name

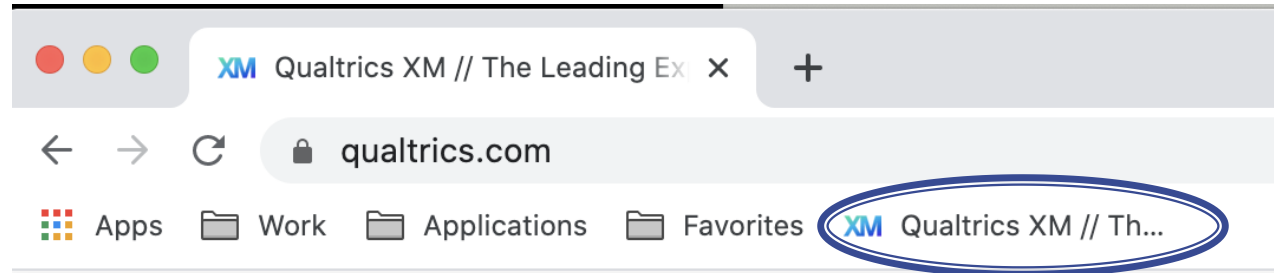
Folder

[More...](#)

[Remove](#)

[Done](#)

Rename with title of assessment: *PROMIS Sleep Disturbance or Sleep Hygiene Checklist*



qualtrics^{XM}

PRODUCTS ▾

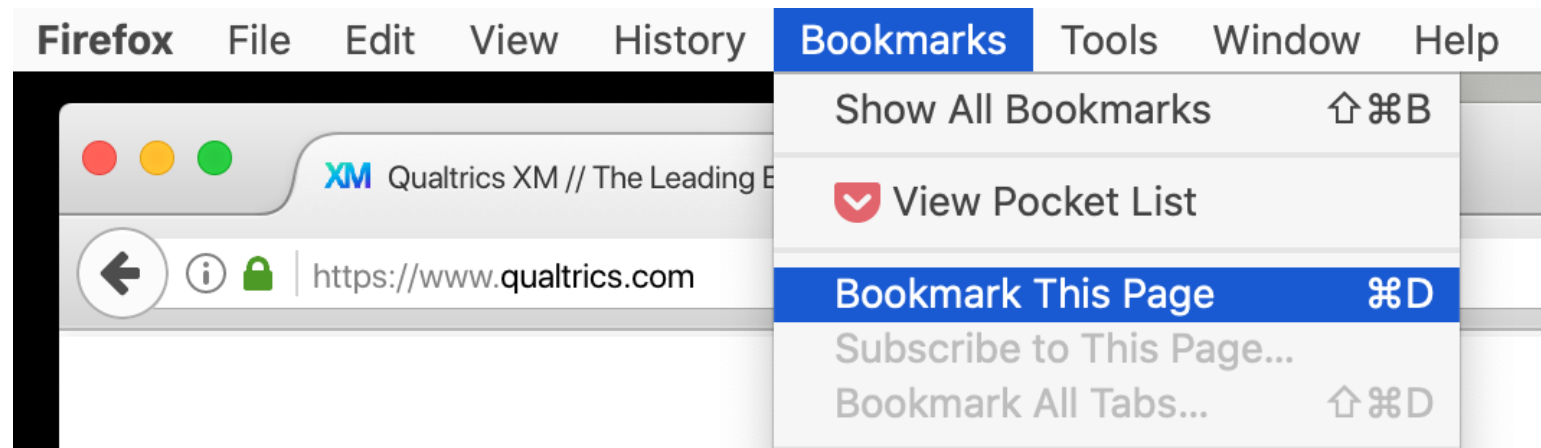
SOLUTIONS ▾

COMPANY

Bookmarking the link: Mozilla Firefox

Step 1: Navigate to the link we emailed you. (Just click).

Step 2: Once there, go to the Bookmarks tab and click Bookmark This Page.



Bookmarking the link: Mozilla Firefox

Step 3: Save it to your Bookmarks Menu. **Rename it.** Click Done.

Now, when you click your Bookmarks Menu, the link will be listed in Recently Bookmarked and you can click on that to go to the assessment.



Page Bookmarked

Name: Qualtrics XM // The Leading Experience M

Folder: Bookmarks Menu

Tags: Separate tags with commas

Remove Bookmark

Done

Rename with title of assessment: *PROMIS Sleep Disturbance or Sleep Hygiene Checklist*

