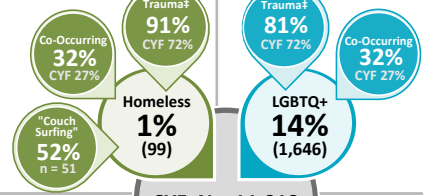
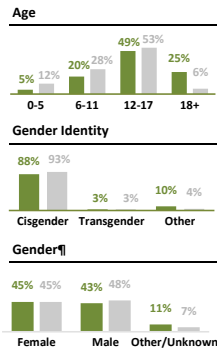
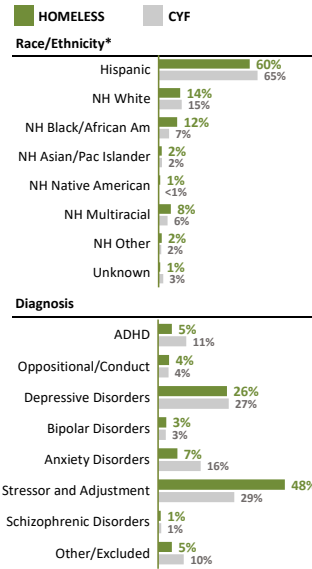


County of San Diego Behavioral Health Services

Children, Youth & Families

Homeless (1% n=99)

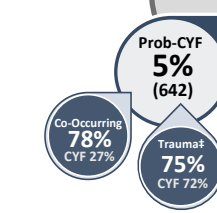
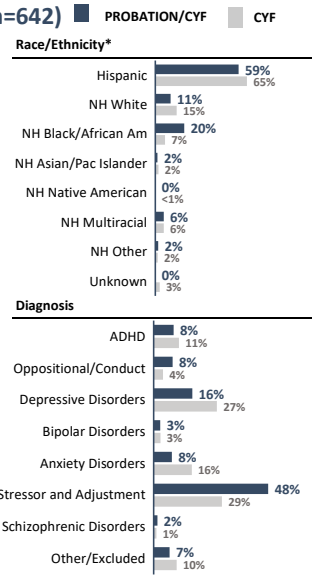
LOC†	%	CYF%
Outpatient Services	90%	90%
JFS	0%	7%
Wraparound	6%	3%
TBS	0%	3%
Residential	6%	4%
Emergency/Crisis	16%	10%
Inpatient	10%	5%
Insurance		
Medi-Cal Only	88%	94%
Any Private Insurance	3%	2%
Other	0%	1%
Uninsured/Unknown	9%	4%
Living Arrangement		
Unhoused	26%	
Temporary Shelter	22%	
Couch Surfing	52%	



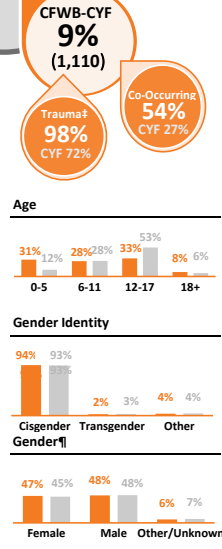
CYF N = 11,919

Probation & CYFBHS (5% n=642)

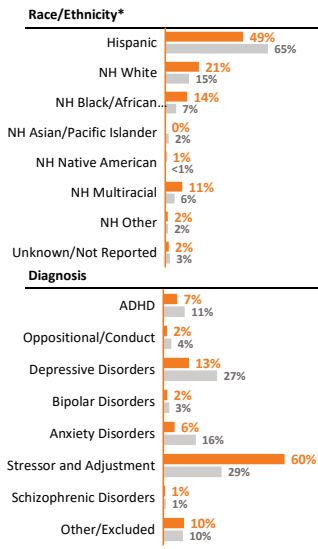
LOC†	%	CYF%
Outpatient Services	25%	90%
JFS	90%	7%
Wraparound	10%	3%
TBS	1%	3%
Residential	10%	4%
Emergency/Crisis	4%	10%
Inpatient	3%	5%
Insurance		
Medi-Cal Only	80%	94%
Any Private Insurance	3%	2%
Other	1%	1%
Uninsured/Unknown	17%	4%
Living Arrangement		
House or Apartment	22%	85%
Correctional Facility	70%	5%
Foster Home	<1%	4%
Group Home	6%	2%
Children's Shelter	<1%	1%
Homeless	1%	1%
Other	<1%	1%



CFWB/CYF (9% n=1,110)



Child and Family Well-Being & CYFBHS (9% n=1,110)



Child and Family Well-Being & CYFBHS (9% n=1,110)

LOC†	%	CYF%
Outpatient Services	87%	90%
JFS	6%	7%
Wraparound	13%	3%
TBS	4%	3%
Residential	23%	4%
Emergency/Crisis	7%	10%
Inpatient	5%	5%
Insurance		
Medi-Cal Only	97%	94%
Any Private Insurance	2%	2%
Other	0%	1%
Uninsured/Unknown	1%	4%
Living Arrangement		
House or Apartment	39%	85%
Correctional Facility	3%	5%
Foster Home	36%	4%
Group Home	9%	2%
Children's Shelter	7%	1%
Homeless	1%	1%
Other	2%	1%

*NH refers to Non-Hispanic/Latino.
 †Level of Care designations were updated in FY 2020-21 and may not be directly comparable to previous years.
 ‡Excludes clients for whom history of trauma was unknown.
 §Other sexuality includes heterosexual.
 ¶Gender is how clients currently identify, not sex assigned at birth.
 Please note: Data may be impacted starting March 2020 due to COVID-19. This report is limited to Mental Health Services clients.



Homeless (1% n=99)

- Only 9 youth experiencing homelessness were served in the CYFBHS system in FY 2022-23. These data should be interpreted with caution due to the very small number.
- Youth experiencing homelessness were more likely than the CYFBHS systemwide averages to be over the age of 18, and have a stressor/adjustment disorder diagnosis.
- Ninety-one percent of youth experiencing homelessness were reported to have a history of trauma, as compared to 72% systemwide.
- Youth experiencing homelessness were more likely to receive emergency/crisis services.
- Thirty-two percent of youth ages 12+ experiencing homelessness were identified as having a co-occurring substance use issue, as compared to 27% systemwide.

LGBTQ+ (14% n=1,646)

- Sexual orientation and gender identity are currently evaluated only for youth ages 13 and up.
- LGBTQ+ youth were more likely to identify as female (fifty-seven percent) and other gender (twenty-four percent) than the CYFBHS systemwide average.
- LGBTQ+ youth were more than twice as likely to receive services in both emergency/crisis and inpatient levels of care.
- Forty-seven percent of LGBTQ+ youth were diagnosed with a depressive disorder, as compared to 26% in the CYFBHS systemwide average.
- Thirty-two percent of LGBTQ+ youth ages 13+ were identified as having a co-occurring substance use issue, as compared to 27% systemwide.

CYF
N = 11,919

Probation & CYFBHS (5% n=642)

- Youth open to both the Probation and CYFBHS sectors were more likely than the CYFBHS systemwide averages to be older, male, and Black/African American.
- These youth were twice as likely to be diagnosed with an oppositional/conduct disorder as compared to the CYFBHS systemwide average. The rate of stressor/adjustment disorder diagnosis among these youth has increased from 38% in FY 2020-21 to 49% in FY 2022-23.
- Youth open to both the Probation and CYFBHS sectors were the primary utilizers of outpatient Juvenile Forensic Services.
- Seventy-eight percent of youth ages 12+ open to both the Probation and CYFBHS sectors were identified as having a co-occurring substance use issue, as compared to 27% systemwide.

Child and Family Well-Being & CYFBHS (9% n=1,110)

- Youth open to both the Child Welfare and CYFBHS sectors were more likely to be younger and less likely to be Hispanic, as compared to CYFBHS systemwide averages.
- These youth were most likely to have a diagnosis of stressor/adjustment disorder.
- Youth open to both the Child Welfare and CYFBHS sectors were more likely to receive residential services than any other CYF Special Population.
- These youth were more likely than any other CYF Special Population to have experienced trauma.
- Fifty-four percent of youth ages 12+ open to both the Child Welfare and CYFBHS sectors were identified as having a co-occurring substance use issue, as compared to 27% systemwide.

3-Year Trend

Special Populations Report - CYF

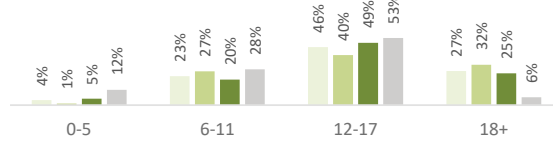


County of San Diego Behavioral Health Services

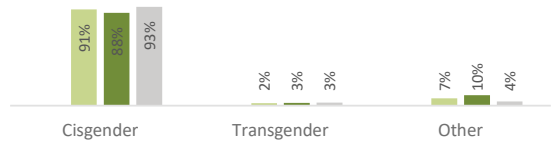
Legend:
■ FY 2020-21 (n=74)
■ FY 2021-22 (n=78)
■ FY 2022-23 (n=99)
■ Systemwide FY 2022-23 (n=11,919)

Homeless

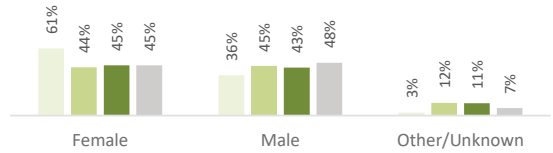
Age



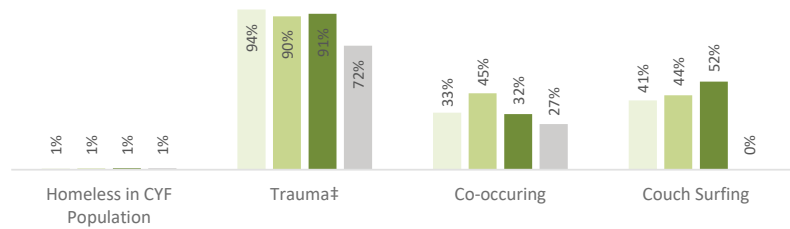
Gender Identity



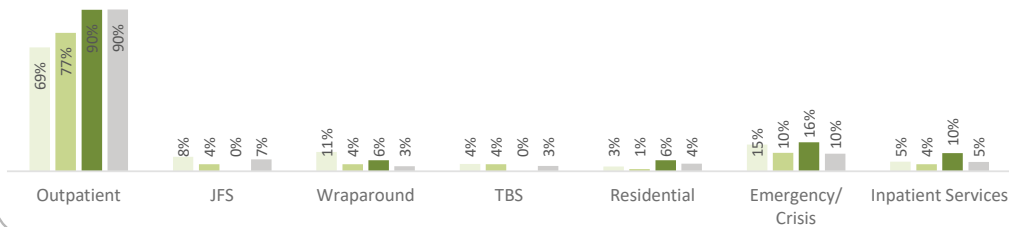
Gender¶



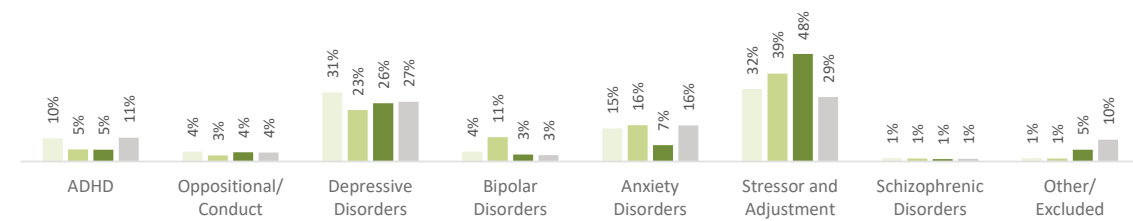
Special Population Characteristics



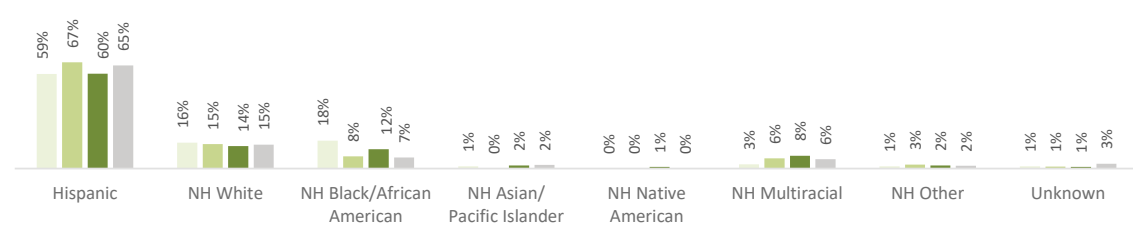
LOC†



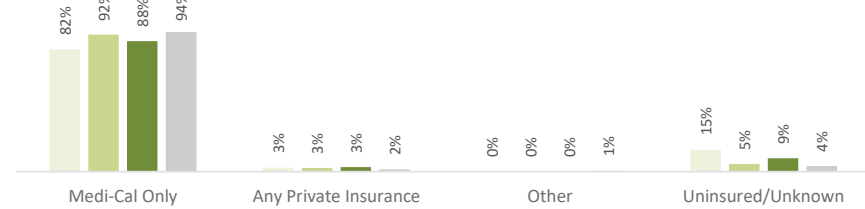
Diagnosis



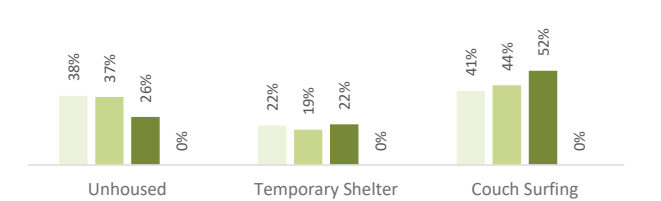
Race/Ethnicity*



Insurance



Living Arrangement



*NH refers to Non-Hispanic/Latino.

†Level of Care designations were updated in FY 2020-21 and may not be directly comparable to previous years.

‡Excludes clients for whom history of trauma was unknown.

¶Gender is how clients currently identify, not sex assigned at birth.

Please note: Data may be impacted starting March 2020 due to COVID-19. This report is limited to Mental Health Services clients.

Report Date: 6/6/2024

CASRC (AEC, CB)

Data Source: CCBH 10/2023

3-Year Trend

Special Populations Report - CYF

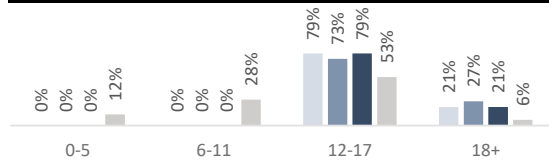


County of San Diego Behavioral Health Services

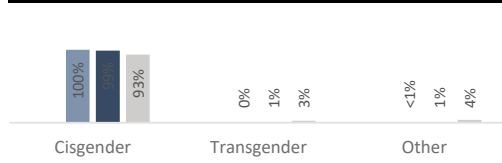
Legend:
 ■ FY 2020-21 (n=735)
 ■ FY 2021-22 (n=564)
 ■ FY 2022-23 (n=642)
 ■ FY 2022-23 Systemwide (n=11,919)

Probation

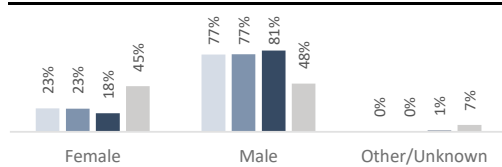
Age



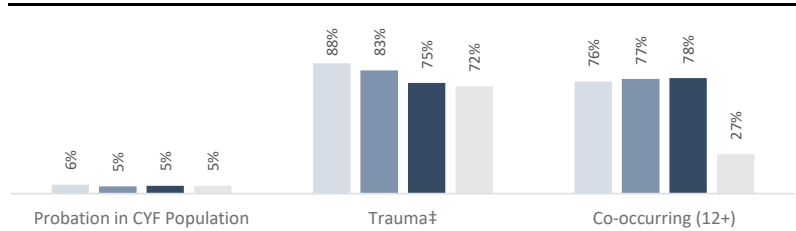
Gender Identity



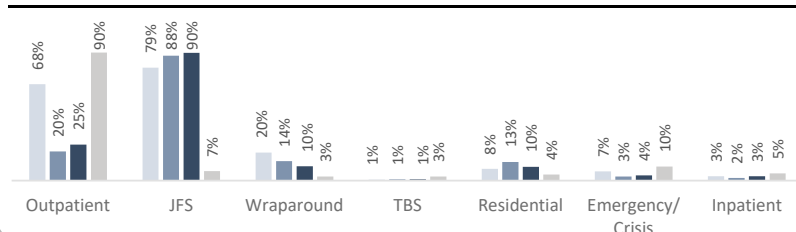
Gender¶



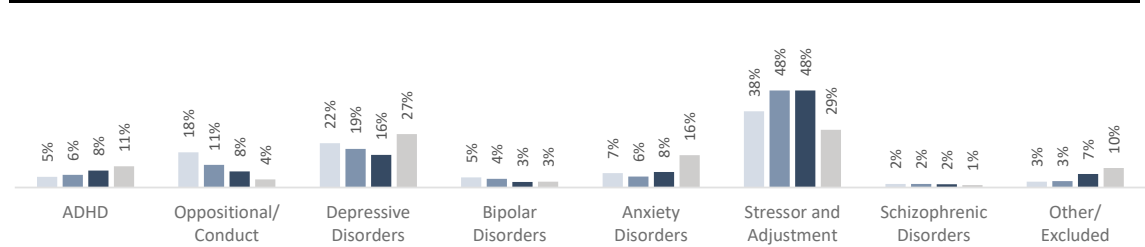
Special Population Characteristics



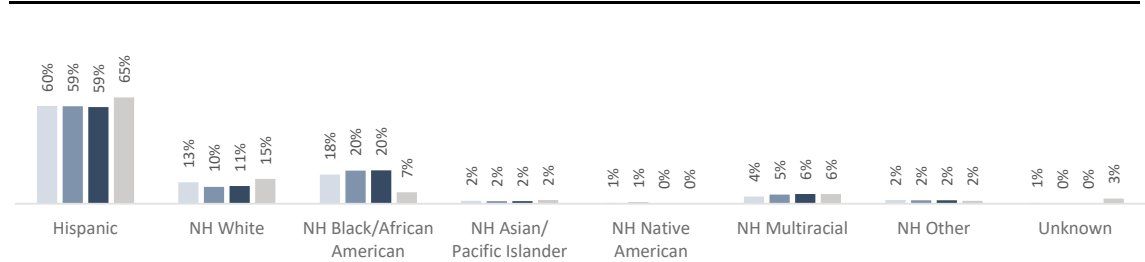
LOC†



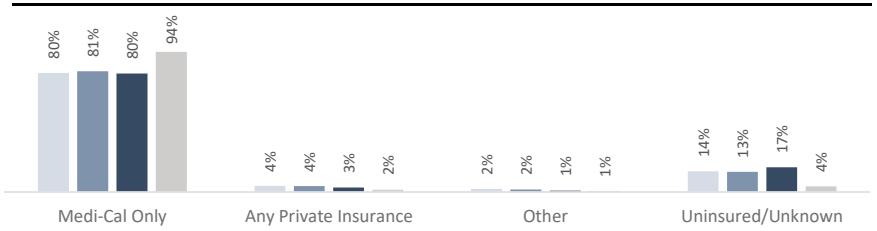
Diagnosis



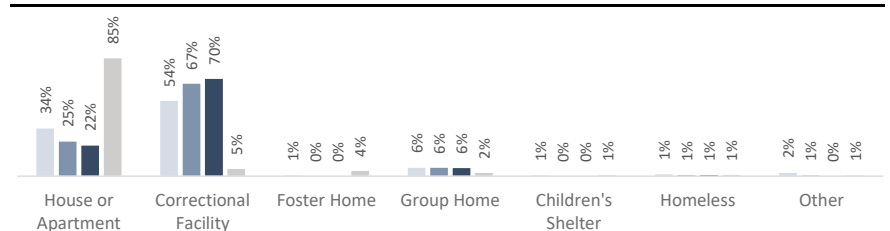
Race/Ethnicity*



Insurance



Living Arrangement



*NH refers to Non-Hispanic/Latino.

†Level of Care designations were updated in FY 2020-21 and may not be directly comparable to previous years.

‡Excludes clients for whom history of trauma was unknown.

¶Gender is how clients currently identify, not sex assigned at birth.

Please note: Data may be impacted starting March 2020 due to COVID-19. This report is limited to Mental Health Services clients.

Report Date: 6/6/2024

CASRC (AEC, CB)

Data Source: CCBH, Probation 10/2023

3-Year Trend

Special Populations Report - CYF

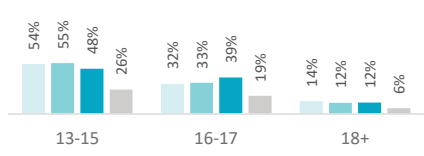


County of San Diego Behavioral Health Services

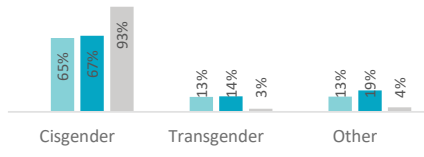
Legend:
 ■ FY 2020-21 (n=1,346)
 ■ FY 2021-22 (n=1,702)
 ■ FY 2022-23 (n=1,646)
 ■ FY 2022-23 Systemwide (n=11,919)

LGBTQ+

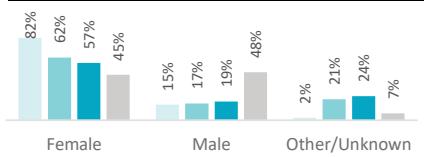
Age



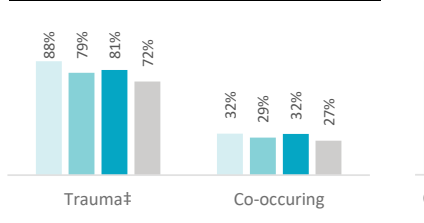
Gender Identity



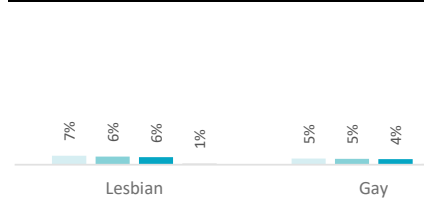
Gender¶



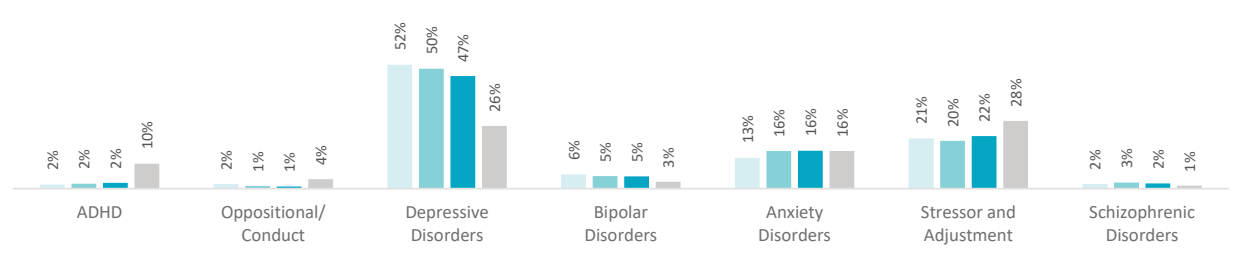
Special Population Characteristics



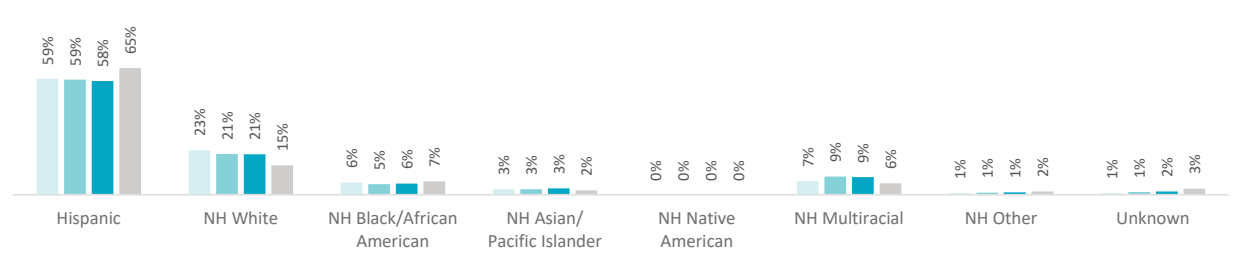
Orientation



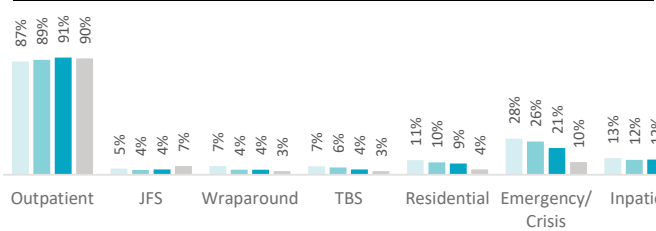
Diagnosis



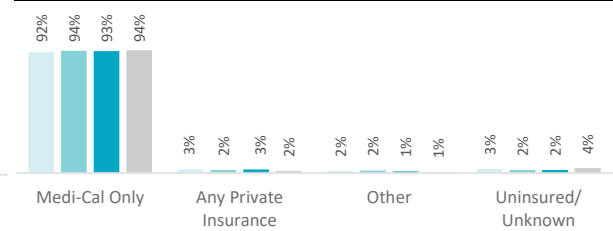
Race/Ethnicity*



LOC†



Insurance



*NH refers to Non-Hispanic/Latino.
 †Level of Care designations were updated in FY 2020-21 and may not be directly comparable to previous years.
 ‡Excludes clients for whom history of trauma was unknown.
 §Other sexuality includes heterosexual.
 ¶Gender is how clients currently identify, not sex assigned at birth.
 Please note: Data may be impacted starting March 2020 due to COVID-19. This report is limited to Mental Health Services clients.

Report Date: 6/6/2024
 CASRC (AEC, CB)
 Data Source: CCBH 10/2023

3-Year Trend

Special Populations Report - CYF

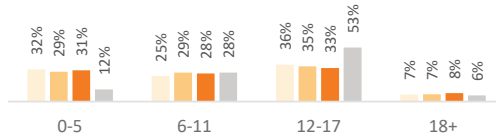


County of San Diego Behavioral Health Services


Legend:
■ FY 2019-20 (n=1,704)
■ FY 2020-21 (n=1,277)
■ FY 2021-22 (n=1,110)
■ FY 2022-23 Systemwide (n=11,919)

Child and Family Well-Being

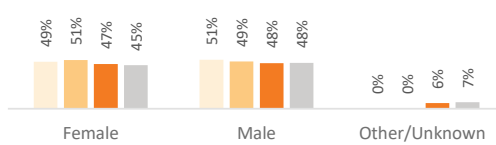
Age



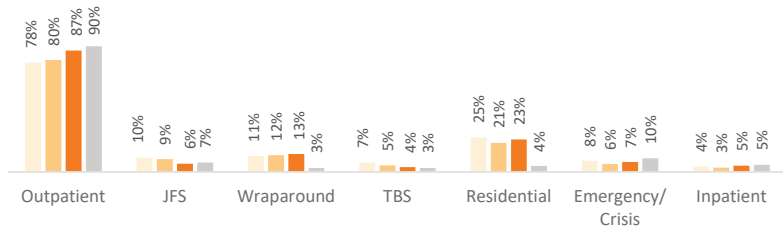
Gender Identity



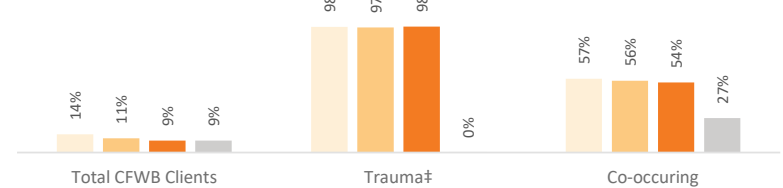
Gender¶



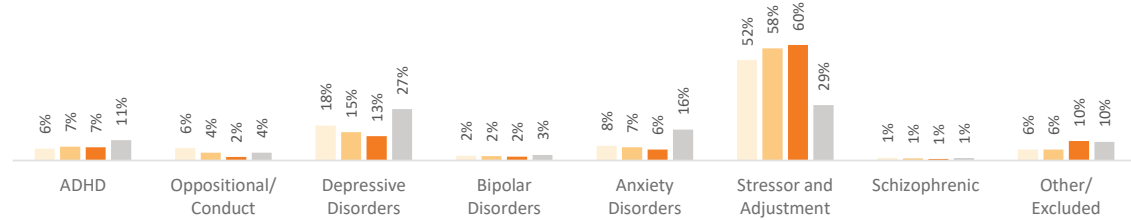
LOC†



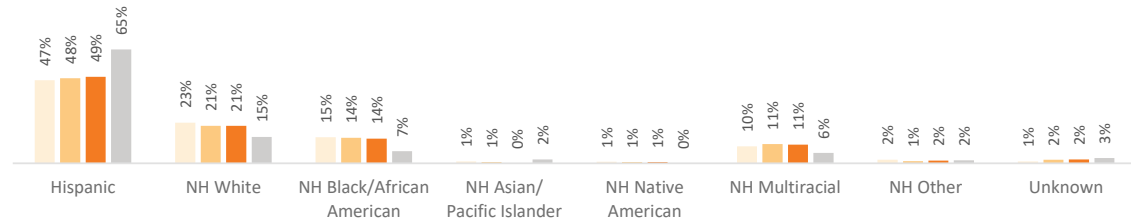
Special Population Characteristics



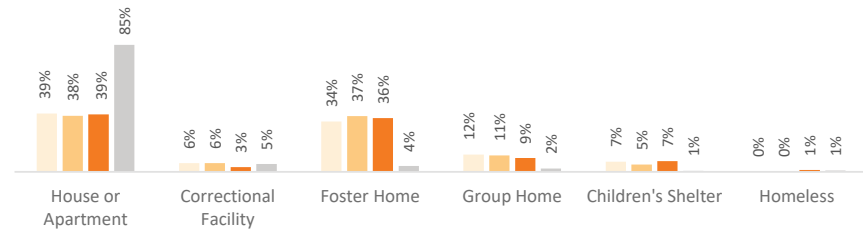
Diagnosis



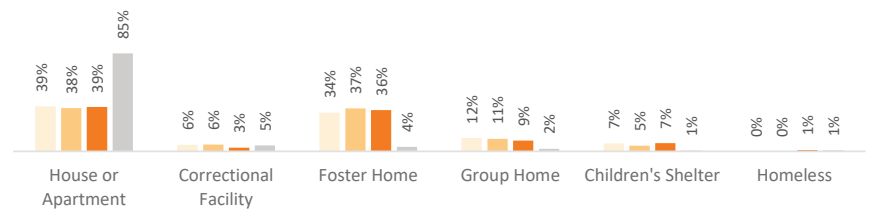
Race/Ethnicity*



Living Situation



Living Arrangement



*NH refers to Non-Hispanic/Latino.

†Level of Care designations were updated in FY 2020-21 and may not be directly comparable to previous years.

‡Excludes clients for whom history of trauma was unknown.

¶Gender is how clients currently identify, not sex assigned at birth.

Please note: Data may be impacted starting March 2020 due to COVID-19. This report is limited to Mental Health Services clients.

Report Date: 6/6/2024

CASRC (AEC, CB)

Data Source: CCBH, CFWB 10/2023